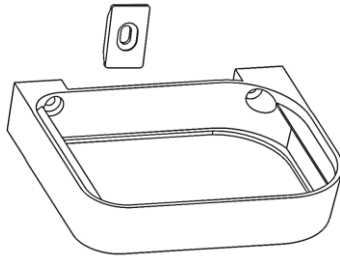


Indigo Lime – E.VH4C2-W-LEFT – installation guide. Wall mount for Virgin Media Hub 4

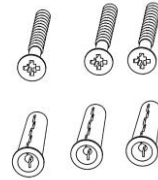


1 Your parts

E.VH4C2-W
Ring Support Left
& top clip



Wall
mounting
kit

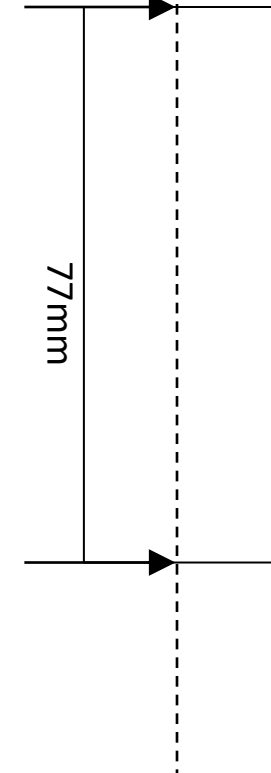


Top clip is in the
bag with the
mounting kit

Drilling guide

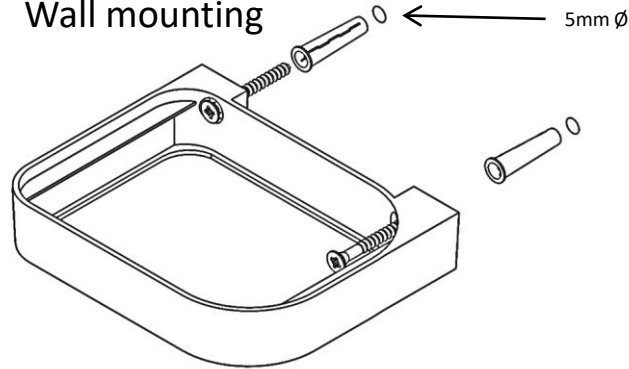
5mm drill bit needed

Fold

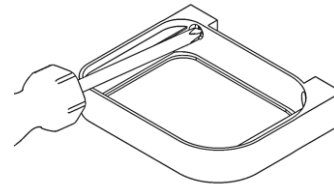


2 Wall mounting


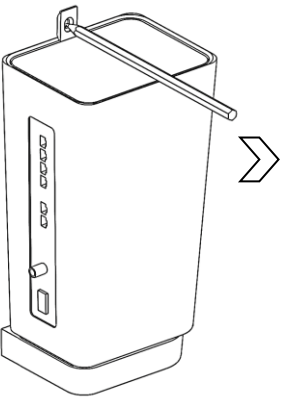
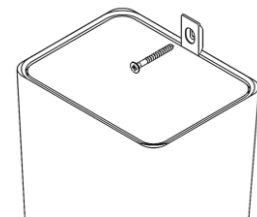

5mm Ø



⚠ Do not over tighten
Please use hand screwdriver
when installing.



5mm Ø



Visit indigolime.uk for more great products

IPO Registered Design 6171866

IG 28.10.21 – E.VH4C2-W-L R1

It would be awesome if you could leave feedback. If you are not happy, please contact us *before* leaving negative feedback

We love to see your installations, send pic(s) to sales@indigolime.uk or Facebook: [@indigolime](https://www.facebook.com/indigolime)

Installation guide made from 100% recycled paper